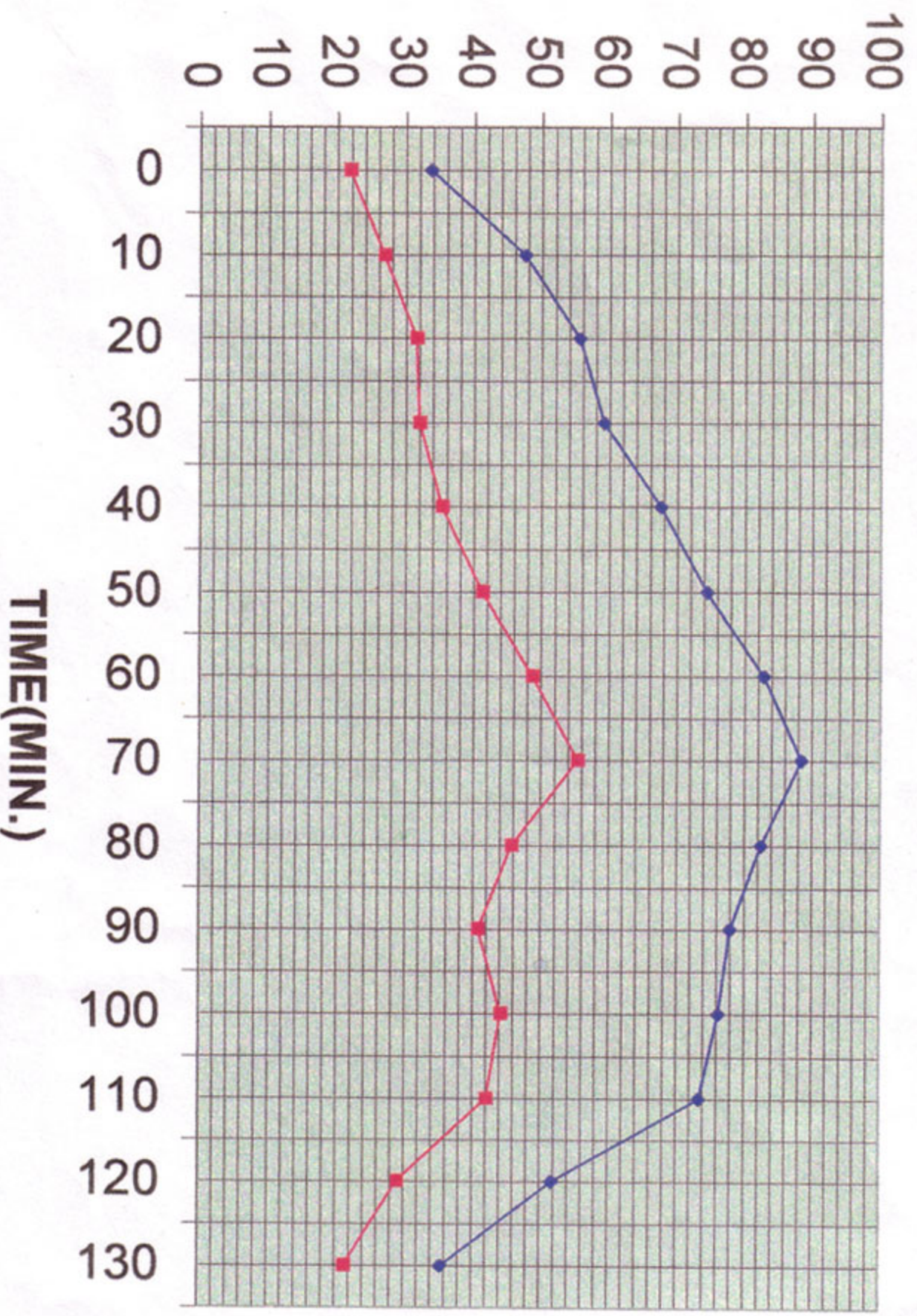


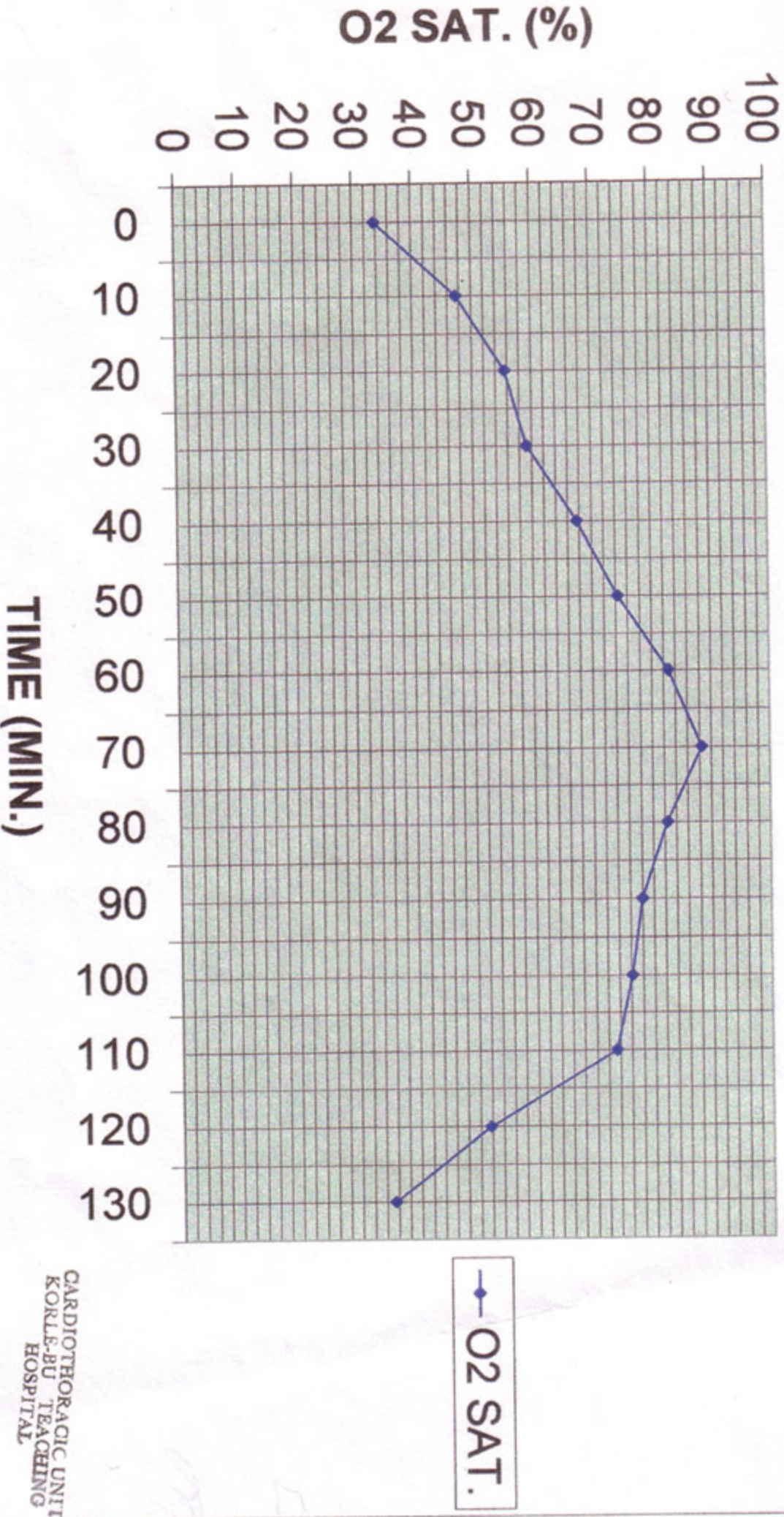
EFFECT OF AEROBIC OXYGEN ON VENOUS BLOOD OXYGENATION



◆ O2 SAT. (%)
■ pO2mmHG


 CARDIOTHORACIC UNIT
 KORLEBU TEACHING
 HOSPITAL

VENOUS BLOOD O₂ SAT. AFTER ORAL ADMINISTRATION OF AEROBIC OXYGEN

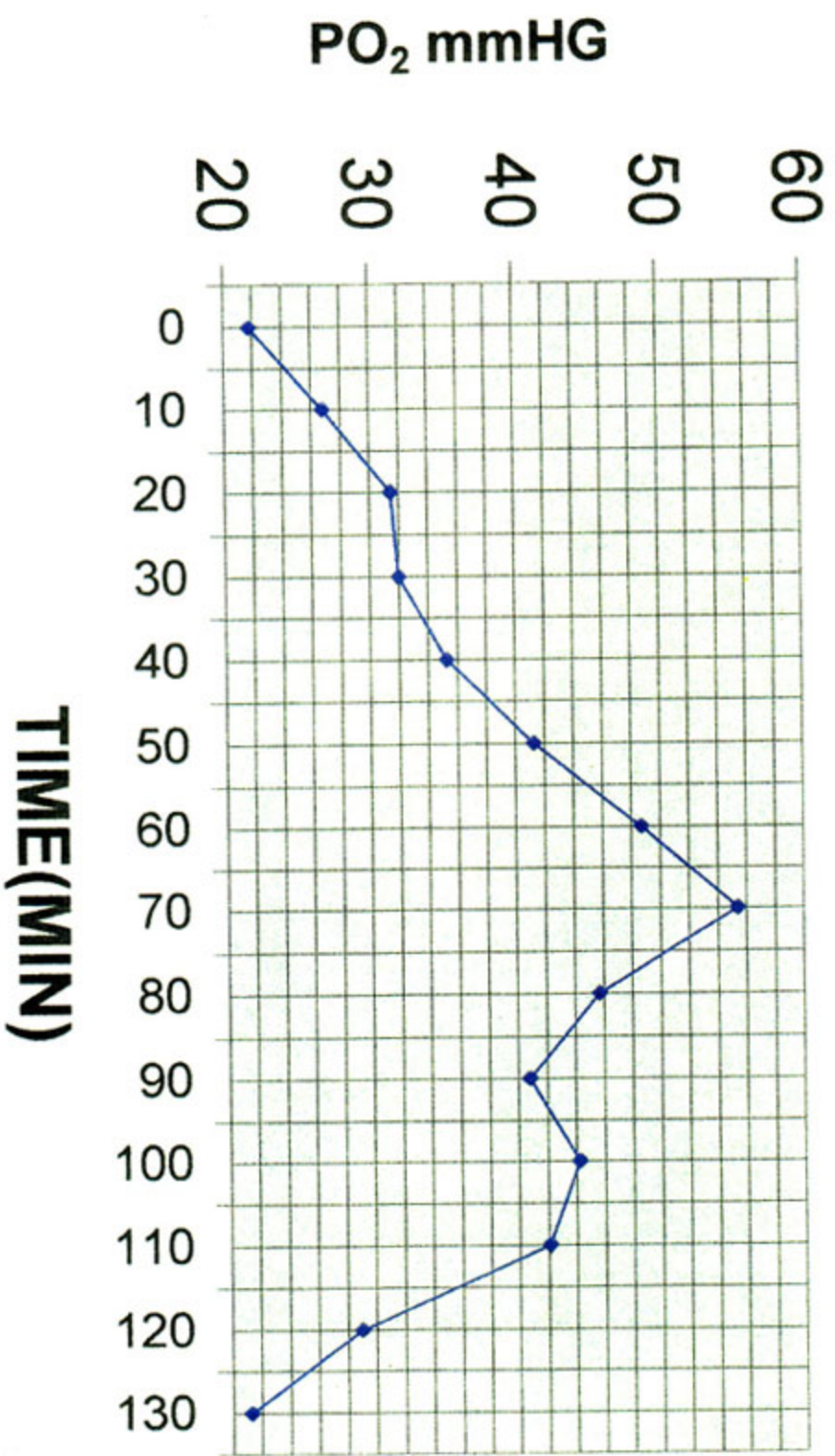


—◆— O₂ SAT.

CARDIOTHORACIC UNIT
KORLE-BU TEACHING
HOSPITAL

[Signature]
CARDIOTHORACIC UNIT
KORLE-BU TEACHING
HOSPITAL

VENOUS PO2 CONCENTRATION AFTER ORAL ADMINISTRATION OF AEROBIC OXYGEN



—◆— PO₂

Signature

EFFECT OF AEROBIC OXYGEN ON VENOUS OXYGEN
(pO₂ & O₂ SATURATION)

INTRODUCTION

Aerobic oxygen is said to be liquid oxygen capable of improving or increasing the oxygen content of the blood.

AIM:
The aim of this study is to establish or otherwise the effect on venous blood content and saturation, after oral administration of Aerobic Oxygen.

MATERIALS AND EQUIPMENT.


- Aerobic Oxygen
- 20 G i.v. cannula
- 3-way stopcock
- 1 ml heparinised syringes
- Blood-gas analyzer (AVL Compact 2)

PROCEDURE:

- A 20 G I.V. cannula was introduced into radial vein of the right arm, and an initial venous sample (0.5ml) was taken into a 1 ml. heparinised syringe for blood gas analysis.
- 30 drops of Aerobic oxygen was mixed into 8oz (240ml) of drinking water an adult male to drink.
- Venous blood samples were taken at 10 minute intervals thereafter for blood gas analysis.

RESULTS:

<u>Time (mins.)</u>	<u>O₂ SAT.(%)</u>	<u>pO₂ mmHG</u>
0	33.7	21.8
10	47.5	26.8
20	55.6	31.5
30	59.2	32
40	67.6	35.3
50	74.4	41.3
60	82.8	48.7
70	88.4	55.4
80	82.5	45.7
90	78	40.8
100	76.2	44.2
110	73.4	42.1
120	51.8	29
130	35.5	21.3


CARDIOTHORACIC UNIT
KORLEBU TEACHING
HOSPITAL